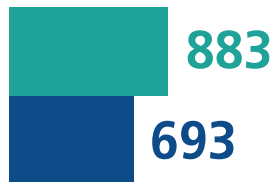


Overview (Launches include Evaluation)

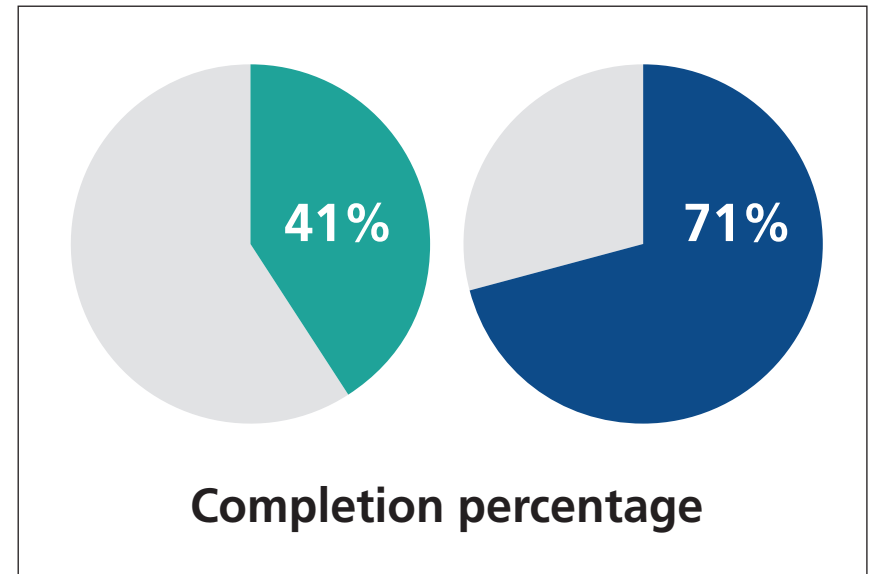
Launches



Completions



Users

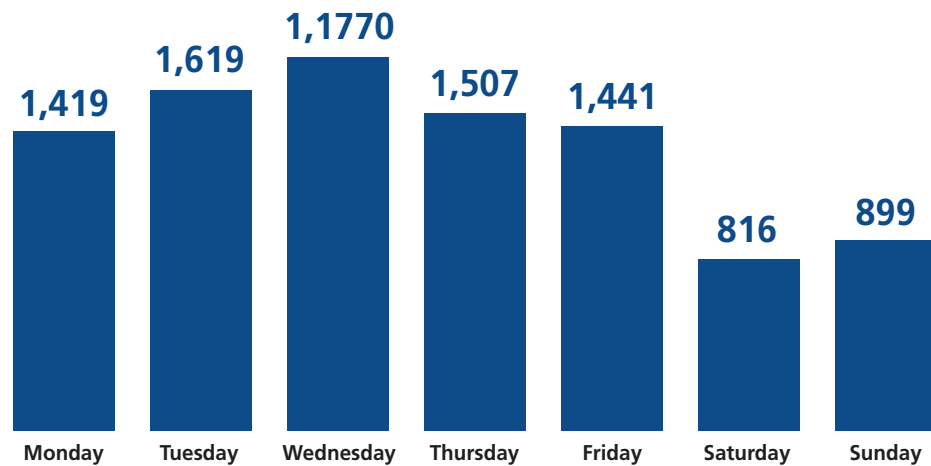
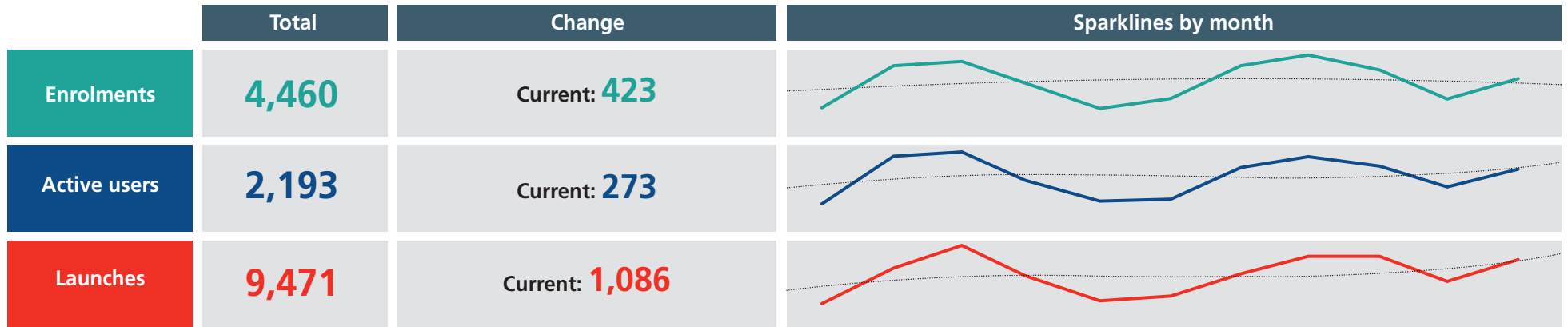


0 1000 2000 3000 4000 5000 6000

Introduction to Violence Reduction

Introduction to Violence Reduction part 2

Overview (Launches include Evaluation)

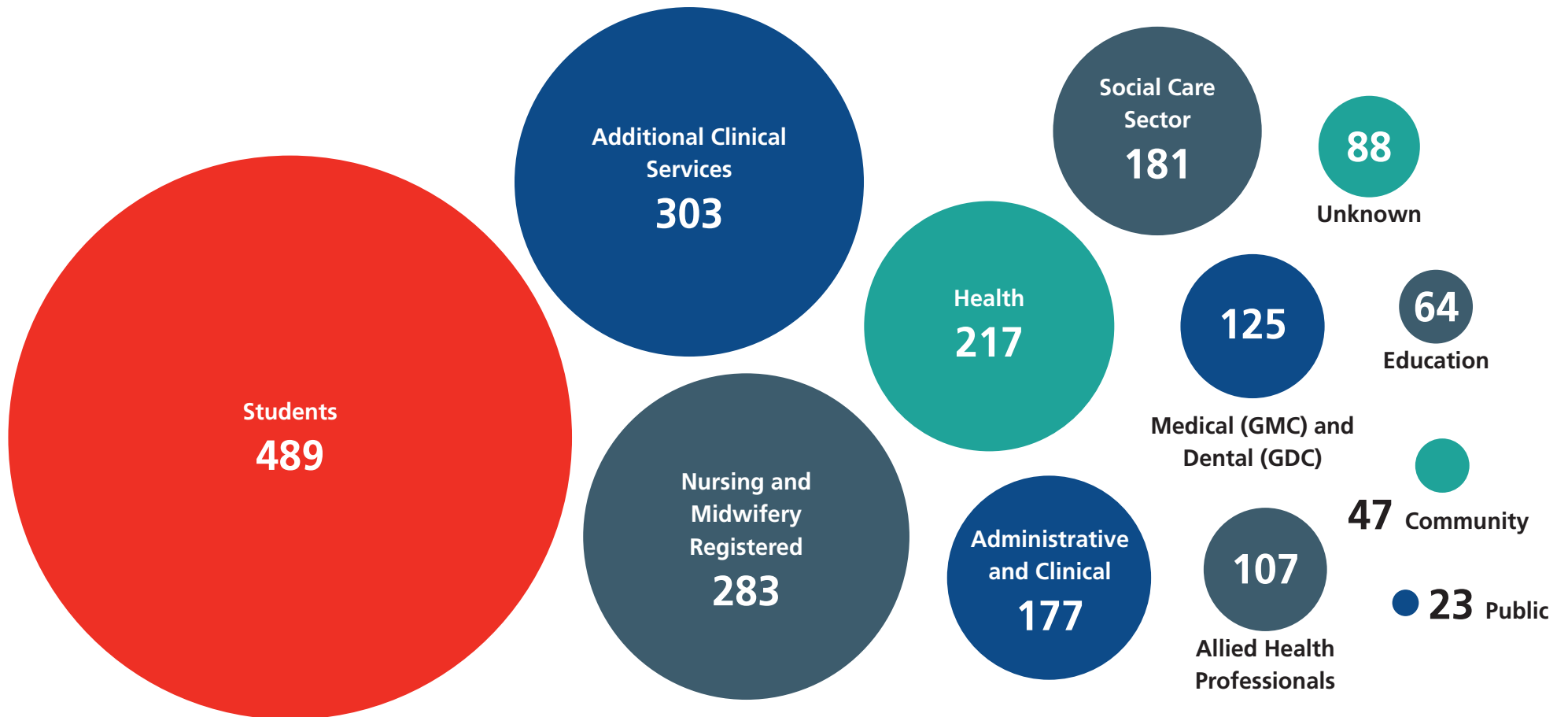


Launches by weekday

	Monday	Tuesday	Wednesday	Thursday	Friday	Saturday	Sunday
12am - 2am	55	54	43	32	48	44	43
2am - 4am	17	37	31	34	40	20	16
4am - 6am	23	40	18	5	17	21	11
6am - 8am	22	9	57	23	16	18	13
8am - 10am	105	101	161	122	97	44	73
10am - 12pm	201	242	263	272	226	64	87
12pm - 2pm	244	261	306	242	314	99	102
2pm - 4pm	274	357	332	277	259	118	162
4pm - 6pm	211	243	200	222	150	141	99
6pm - 8pm	110	136	113	128	154	86	154
8pm - 10pm	83	68	159	93	71	97	77
10pm - 12pm	74	71	87	57	49	64	62

Launches by weekday and time

Staff Roles launching the content



Feedback scores (1-5) 5 being excellent

Introduction to violence reduction

Content	4.4
Interactivity	4.3
Presentation	4.4
Self Assessments	4.3
Overall Rating	4.4

Introduction to violence reduction Part 2

Content	4.4
Interactivity	4.4
Presentation	4.4
Self Assessments	4.4
Overall Rating	4.4

"I'm incredibly pleased with the assessment, I have learned abstract skills as well as hands on skills. Which will enable me to complete my task in a professional and understanding way whilst supporting my service users"

"The course opens my eyes to some of things I should know about children. I am really glad"

"The sessions are very educational with information on how to support the young teenager through assessment and listening to them"

Location stats

ONS Country	NHS Region	Active users	Session launches	Time (hours)	% of Total
Grand Total		2,193	9,471	4,861	100.00%
Null	Total	311	1,432	800	15.12%
	Null	311	1,432	800	15.12%
England	Total	1,843	7,899	3,997	83.40%
	South East	336	1,532	725	16.08%
	London	284	1,300	798	13.73%
	North West	269	1,042	481	11.00%
	East of England	199	962	510	10.16%
	South West	128	486	251	5.13%
	East Midlands	128	462	281	4.88%
	North East	90	320	152	3.38%
	West Midlands	218	877	427	9.26%
	Yorkshire and the Humber	191	927	373	9.79%
	Northern Ireland	Total	5	34	5
(pseudo) Northern Ireland		5	34	5	0.36%
Scotland	Total	12	29	5	0.31%
	(pseudo) Scotland	12	29	5	0.31%
Wales	Total	22	77	54	0.81%
	(pseudo) Wales	22	77	54	0.81%

